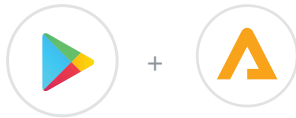


Ambra App for Android Devices



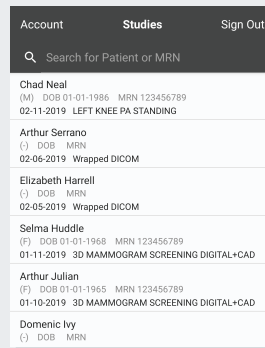
1. DOWNLOAD AMBRA APP

In the Google Play store, search for "Ambra" and download the Ambra Health app.



2. LOGIN

- Enter your Ambra Health credentials to login.
- Register if you do not have an account.



3. ACCESS PATIENT STUDIES

- All images in your Ambra account can be viewed in the app.
- Search for a patient's study.
- Select study to view image(s).

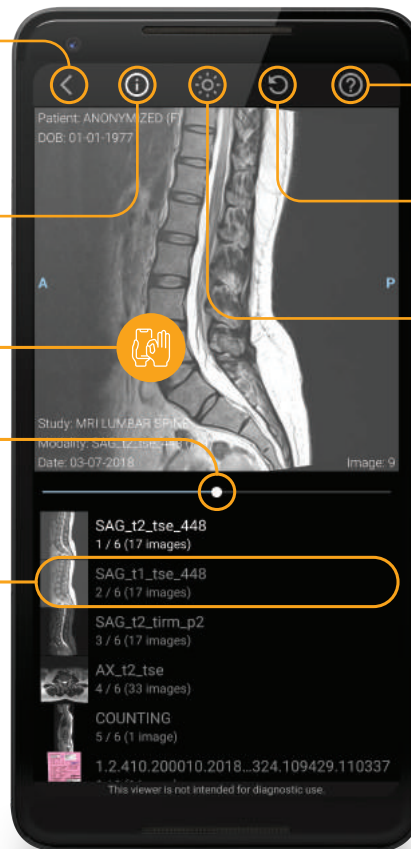
Go back to the worklist

Show or hide overlay

Pinch screen to zoom in on the image

Scroll between different images

Navigate to another series



App guidance

Reset to original image

Adjust brightness on image



For answers to frequently asked questions and for support visit:
support.ambrahealth.com

*The mobile app is not intended for diagnostic use. Not actual patient data pictured.